

PERFORMANCE CHART FOR 'KS+' SERIES, 4 POLE, MONOBLOC PUMPS, AT RATED VOLTAGE, 50 Hz FREQUENCY, THREE PHASE A.C. POWER SUPPLY																	
S. No.	Pump Model	Power Rating		Pipe Size (mm)		Rated Voltage (Volts)	Rated Speed (RPM)	TOTAL HEAD IN METERS									
		kW	HP	SUC.	DEL.			5	6	8	10	12	14	16	18	20	22
								DISCHARGE IN LITRES PER SECOND									
1	KS-316+*	2.2	3	65	50	415	1400	-	-	-	-	13.4	11.6	9.3	-	-	-
2	KS-513+*	3.7	5	100	100	415	1420	-	34.0	30.9	27.0	22.0	-	-	-	-	-
3	KS-516+*	3.7	5	80	65	415	1420	-	-	-	-	23.7	20.8	17.5	13.2	-	-
4	KS-810+	5.5	7.5	150	150	400	1420	66.0	63.5	55.0	43.5	-	-	-	-	-	-
5	KS-817+*	5.5	7.5	100	100	400	1420	-	-	-	34.4	31.8	29.0	25.3	19.2	-	-
6	KS-823+*	5.5	7.5	100	80	400	1420	-	-	-	-	27.3	25.0	22.2	18.8	14.5	-
7	KS-1012+	7.5	10	150	150	400	1420	-	72.5	67.0	59.5	49.5	30.0	-	-	-	-
8	KS-1022+*	7.5	10	100	100	400	1430	-	-	-	-	-	36.0	33.0	29.0	24.2	17.5


Note: \* Marked pumps are ISI certified.

PERFORMANCE CHART FOR 'SRF' SERIES, 2 POLE, MONOBLOC PUMPS, AT RATED VOLTAGE, 50 Hz FREQUENCY, THREE PHASE A.C. POWER SUPPLY																					
S. No.	Pump Model	Power Rating		Pipe Size (mm)		Rated Voltage (Volts)	TOTAL HEAD IN METERS														
		kW	HP	SUC.	DEL.		32	36	40	44	48	52	56	60	64	68	72	76	80	90	94
							DISCHARGE IN LITRES PER SECOND														
1	SRF-2570	18.3	25	100	100	415	-	-	23.0	21.5	20.2	19.2	18.0	16.0	14.3	12.0	8.0	-	-	-	
2	SRF-3085	22	30	100	100	415	28.5	28.0	26.5	25.0	24.0	22.8	21.5	20.0	18.3	17.2	15.8	13.6	11.5	3.5	
3	SRF-3095	22	30	100	100	415	-	-	-	-	-	-	-	-	-	19.3	19.1	17.5	16.0	10.0	6.0


Note: Performance applicable to liquid of specific gravity 1 and viscosity as of water.




**THREE PHASE MONOBLOC PUMPS**




KDS




KDI



KDT



KS



SRF

